




MARKUP PROCESS FEEDBACK

1. In the **Markup Scorecard**, you can give quick feedback on the **uncertainty**.
2. You can select the **Summary Level** for the whole section.
3. Then, on an **Exceptions Schedule**, you can indicate if you think **more**  or **less**  time is needed.
4. As you add your feedback, **Schedule** lets you know your **progress**.

The screenshot shows a software interface with a progress bar at the top indicating 9% (9), 41% (41), and 51% (51) completion. Below the progress bar is a table with columns for ID-Description, Start Date, Finish Date, Rem Dur, Δ Rem Dur, Total Dur, Δ Total Dur, Completed, and various risk/uncertainty metrics. Callouts point to specific features: 'Less (Schedule Uncertainty)' and 'More (Schedule Uncertainty)' point to the progress bar; 'Schedule Progress' points to the progress bar; 'Markup Scorecard' points to the table; 'Sticky Notes' points to a yellow sticky note icon in the table; and 'Summary level' points to a lock icon in the table.

ID - Description	Start Date	Finish Date	Rem Dur	Δ Rem Dur	Total Dur	Δ Total Dur	Completed	-50%	-25%	-10%	OK	+25%
Urgent Care Facility	11 Feb 2019 A	21 Jan 2022	1069		1076							
Preconstruction	11 Feb 2019 A	31 Jan 2020	250		255							
Design	11 Feb 2019 A	6 Sep 2019	145		150							
Create Early Stage Co...	3 Jun 2019	6 Sep 2019	70	+7	70	+7	✓	50	25	10	OK	10
Establish Permitting D...	13 Feb 2019 A	3 Jun 2019 A	0	0	78	0		50	25	10	OK	10
Proposal Reviews & A...	18 Feb 2019	9 Apr 2019	37	+4	37	+4	✓	50	25	10	OK	10
Proposal Submissions	11 Feb 2019 A	15 Feb 2019 A	0	0	5	0		50	25	10	OK	10
Permitting	3 Jun 2019	31 Jan 2020	175		175							
Building Permit	16 Oct 2019	17 Dec 2019	45	-5	45	-5	✓	50	25	10	OK	10
Fire Permit	3 Jun 2019	17 Jul 2019	33	+3	33	+3	✓	50	25	10	OK	10
Foundation Permit	18 Dec 2019	3 Jan 2020	13	-13	13	-13	✓	50	25	10	OK	10
Sitework Permit	9 Sep 2019	15 Oct 2019	27	+6	27	+6	✓	50	25	10	OK	10
Water Permit	6 Jan 2020	31 Jan 2020	20	+4	20	+4	✓	50	25	10	OK	10

ADD REGISTER EVENT DIRECTLY

1. Select the **sticky note** .
2. When you add a register event, default information like risk scoring is adopted.
3. You can input a register item **directly to add** your feedback.
4. You can also view the project events that have been assigned to the project by the planner.

The screenshot shows a form titled 'Create Early Stage Construction DocsX A3080'. It has a dropdown menu for 'Add new register event' with 'Threat' selected. Below are input fields for 'Title (required)' and 'Description (optional)'. There are 'Clear' and 'Add' buttons. Below the form are sections for 'Existing register events' and 'Suggested register events' with right-pointing arrows.

5. When you're done providing feedback, click **READY FOR REVIEW?**. This will let project planners know that you're done.

Thanks for contributing to the plan. The project owner has been notified your contribution is ready for review.
Nice work!

OK